


53 200m Butterfly Men Final

Official

NZR

Open New Zealand Long Course Record

1:54.15 2009-04-04

Moss Burmester
 AK

18yr
 NZR

18 Years New Zealand Long Course Records

1:57.75

Standard

17yr

17 Years New Zealand Long

1:57.93 1999-07-30

Danyon Loader

Show more

☰ Qualified

1 2 ☰ Heats









🏊 Summary

1 Final 13 years

heat

Started at: 07:23 PM (+ 1 min)

Official

Lane	Competitor	Age	Club	RT	PTS	Rank	Result
0	 Brian Ren	13	 Trito...	+0.76		8	2:46.28 Entry: 2:49.01
	50m: 34.84		100m: 1:17.05 (42.21)				150m: 2:01.40 (44.35)
	200m: 2:46.28 (44.88)						
1	 Justin Wang	13	 Porir...	+0.69		7	2:36.26 Entry: 2:38.15
	50m: 34.37		100m: 1:14.01 (39.64)				150m: 1:55.29 (41.28)
	200m: 2:36.26 (40.97)						
2	 James Boocock	13	 Nels...	+0.78		6	2:35.60 Entry: 2:37.29
	50m: 32.83		100m: 1:11.90 (39.07)				150m: 1:54.32 (42.42)
	200m: 2:35.60 (41.28)						
3	 Caden Fuatimau	13	 Mt W...	+0.74		4	2:26.19 Entry: 2:32.27
	50m: 31.53		100m: 1:08.27 (36.74)				150m: 1:46.09 (37.82)
	200m: 2:26.19 (40.10)						
4	 Te Paki	13	 Nort...	+0.67		1	2:17.91 Entry: 2:23.68
	50m: 29.89		100m: 1:04.94 (35.05)				150m: 1:41.73 (36.79)
	200m: 2:17.91 (36.18)						
5	 Charlie Dickison	13	 Nga ...	+0.64		2	2:20.80 Entry: 2:31.98
	50m: 30.90		100m: 1:07.17 (36.27)				150m: 1:43.75 (36.58)
	200m: 2:20.80 (37.05)						
6	 William Callow	13	 Aqua...	+0.80		3	2:25.27 Entry: 2:33.10
	50m: 31.57		100m: 1:07.24 (35.67)				150m: 1:45.01 (37.77)
	200m: 2:25.27 (40.26)						
7	 Henry Childs	13	 Nort...	+0.43		5	2:34.09 Entry: 2:38.10
	50m: 32.17		100m: 1:10.38 (38.21)				150m: 1:51.16 (40.78)
	200m: 2:34.09 (42.93)						
8	 Logan Pinkerton	13	 Liz v...	+0.63		9	2:46.46 Entry: 2:46.88
	50m: 33.45		100m: 1:15.59 (42.14)				150m: 2:00.55 (44.96)
	200m: 2:46.46 (45.91)						

9	Hayden Forlong	13	Papa... +0.72	10	2:57.07 Entry: 2:58.73
	50m: 37.12	100m: 1:22.14 (45.02)	150m: 2:08.99 (46.85)		
	200m: 2:57.07 (48.08)				

2 heat **Final 14 years** Started at: 07:28 PM Official

Lane	Competitor	Age	Club	RT	PTS	Rank	Result
0	Luca Lavigne	14	Tawa... +0.71				DSQ
1	Jaeci Yee	14	Capit... +0.71			7	2:30.51 Entry: 2:29.88
	50m: 31.34	100m: 1:09.75 (38.41)	150m: 1:50.39 (40.64)				
	200m: 2:30.51 (40.12)						
2	Paxton Andersen (V)	14	Austr... +0.67			3	2:21.86 Entry: 2:27.51
	50m: 30.74	100m: 1:07.27 (36.53)	150m: 1:44.73 (37.46)				
	200m: 2:21.86 (37.13)						
3	Seb Segers	14	Unite... +0.77			4	2:22.80 Entry: 2:24.32
	50m: 30.75	100m: 1:06.40 (35.65)	150m: 1:44.48 (38.08)				
	200m: 2:22.80 (38.32)						
4	Andrew Feng	14	Nort... +0.69			1	2:15.05 Entry: 2:16.65
	50m: 30.35	100m: 1:04.02 (33.67)	150m: 1:39.12 (35.10)				
	200m: 2:15.05 (35.93)						
5	Declan Broadfoot	14	Pirat... +0.63			2	2:17.34 Entry: 2:22.03
	50m: 29.75	100m: 1:04.37 (34.62)	150m: 1:40.43 (36.06)				
	200m: 2:17.34 (36.91)						
6	Caleb Yin	14	Mt E... +0.73			5	2:23.48 Entry: 2:27.43
	50m: 31.85	100m: 1:09.28 (37.43)	150m: 1:46.60 (37.32)				
	200m: 2:23.48 (36.88)						
7	Monty Stracey	14	Whar... +0.61			8	2:31.10 Entry: 2:28.57
	50m: 32.06	100m: 1:10.86 (38.80)	150m: 1:50.84 (39.98)				
	200m: 2:31.10 (40.26)						
8	Ari Narayan	14	Hamil... +0.64			6	2:27.96 Entry: 2:32.34
	50m: 32.60	100m: 1:10.62 (38.02)	150m: 1:49.34 (38.72)				
	200m: 2:27.96 (38.62)						
9	Kobey Agent	14	Stratf... +0.77			9	2:31.94 Entry: 2:34.34
	50m: 32.68	100m: 1:11.95 (39.27)	150m: 1:51.43 (39.48)				
	200m: 2:31.94 (40.51)						

3 heat **Final 15 years** Started at: 07:33 PM (+ 2 min) Official

Lane	Competitor	Age	Club	RT	PTS	Rank	Result
0	Blake Candish	15	Wha... +0.68			8	2:29.08 Entry: 2:29.50
	50m: 30.89	100m: 1:08.83 (37.94)	150m: 1:48.99 (40.16)				
	200m: 2:29.08 (40.09)						

1	Josiah Joyce	15	St P... +0.64	6	2:23.78 Entry: 2:26.63
	50m: 31.16 200m: 2:23.78 (38.99)		100m: 1:07.22 (36.06) 150m: 1:44.79 (37.57)		
2	Flyn Beattie	15	Mt M... +0.81	5	2:21.36 Entry: 2:22.27
	50m: 30.20 200m: 2:21.36 (38.31)		100m: 1:05.08 (34.88) 150m: 1:43.05 (37.97)		
3	Kayne Howat	15	Swi... +0.62	3	2:15.87 Entry: 2:20.33
	50m: 29.96 200m: 2:15.87 (36.52)		100m: 1:04.02 (34.06) 150m: 1:39.35 (35.33)		
4	Jacob Humphries	15	Nort... +0.74	1	2:12.15 Entry: 2:15.01
	50m: 27.84 200m: 2:12.15 (36.31)		100m: 1:00.76 (32.92) 150m: 1:35.84 (35.08)		
5	Noa Douillard (V)	15	Dum... +0.71	2	2:13.90 Entry: 2:15.84
	50m: 29.67 200m: 2:13.90 (35.94)		100m: 1:03.13 (33.46) 150m: 1:37.96 (34.83)		
6	Orlando Hardie	15	Hamil... +0.72	4	2:20.71 Entry: 2:21.56
	50m: 28.62 200m: 2:20.71 (38.44)		100m: 1:04.61 (35.99) 150m: 1:42.27 (37.66)		
7	James Kim	15	Wait... +0.64	7	2:27.39 Entry: 2:26.19
	50m: 30.13 200m: 2:27.39 (41.34)		100m: 1:06.87 (36.74) 150m: 1:46.05 (39.18)		
8	Lockie Oliver	15	Grey... +0.73	9	2:29.57 Entry: 2:28.44
	50m: 31.35 200m: 2:29.57 (40.22)		100m: 1:09.10 (37.75) 150m: 1:49.35 (40.25)		
9	Lucas Commerford	15	Tawa... +0.71	10	2:29.95 Entry: 2:32.37
	50m: 31.23 200m: 2:29.95 (38.95)		100m: 1:09.87 (38.64) 150m: 1:51.00 (41.13)		

4 heat		Final 16 years				Official		
Started at: 07:38 PM (+ 2 min)								
Lane	Competitor	Age	Club	RT	PTS	Rank	Result	
0	Jack Barton	16	Nort... +0.70				DSQ	
1	Hunter Sands	16	Liz v... +0.72			7	2:21.84 Entry: 2:22.42	
	50m: 30.25 200m: 2:21.84 (38.72)		100m: 1:05.87 (35.62) 150m: 1:43.12 (37.25)					
2	Nathan Webber	16	Tawa... +0.81			8	2:24.42 Entry: 2:19.27	
	50m: 30.48 200m: 2:24.42 (40.04)		100m: 1:06.64 (36.16) 150m: 1:44.38 (37.74)					
3	Eric Yuan	16	Porir... +0.63			2	2:12.19 Entry: 2:14.33	
	50m: 29.35 200m: 2:12.19 (33.75)		100m: 1:03.11 (33.76) 150m: 1:38.44 (35.33)					

4	Daniel Kregting	16	Rosk... +0.66	1	2:07.42 Entry: 2:07.19
	50m: 27.30 200m: 2:07.42 (35.06)		100m: 58.70 (31.40) 150m: 1:32.36 (33.66)		
5	Jackson Close	16	Nort... +0.70	3	2:14.53 Entry: 2:14.26
	50m: 29.30 200m: 2:14.53 (35.94)		100m: 1:03.49 (34.19) 150m: 1:38.59 (35.10)		
6	Flynn Grace	16	Vikin... +0.76	5	2:17.33 Entry: 2:17.80
	50m: 29.84 200m: 2:17.33 (38.03)		100m: 1:04.24 (34.40) 150m: 1:39.30 (35.06)		
7	Beau Nicholson	16	Howi... +0.65	4	2:16.75 Entry: 2:21.94
	50m: 29.90 200m: 2:16.75 (35.51)		100m: 1:05.18 (35.28) 150m: 1:41.24 (36.06)		
8	Hamish Inwood	16	Jasi ... +0.74	6	2:20.85 Entry: 2:22.61
	50m: 29.08 200m: 2:20.85 (38.18)		100m: 1:04.64 (35.56) 150m: 1:42.67 (38.03)		
9	Lachlan Crawford	16	Swi... +0.65	9	2:26.95 Entry: 2:24.79
	50m: 32.26 200m: 2:26.95 (39.76)		100m: 1:09.23 (36.97) 150m: 1:47.19 (37.96)		

5 heat		Final 17-18 years			Official		
Started at: 07:43 PM (+ 2 min)							
Lane	Competitor	Age	Club	RT	PTS	Rank	Result
0	Declan Carriage (V)	17	Austr... +0.64	9	2:16.22 Entry: 2:17.23		
	50m: 30.14 200m: 2:16.22 (35.92)		100m: 1:04.64 (34.50) 150m: 1:40.30 (35.66)				
1	Ry Luff	17	Nort... +0.73	10	2:16.46 Entry: 2:15.69		
	50m: 29.73 200m: 2:16.46 (35.81)		100m: 1:04.11 (34.38) 150m: 1:40.65 (36.54)				
2	Kinnon Broekhuizen	17	Hamil... +0.72	3	2:10.98 Entry: 2:14.75		
	50m: 28.25 200m: 2:10.98 (34.74)		100m: 1:01.28 (33.03) 150m: 1:36.24 (34.96)				
3	Alex Willis	17	Ice B... +0.60	7	2:13.73 Entry: 2:13.57		
	50m: 27.83 200m: 2:13.73 (38.13)		100m: 1:00.93 (33.10) 150m: 1:35.60 (34.67)				
4	Caleb Carlisle	18	Napi... +0.70	1	2:07.58 Entry: 2:11.97		
	50m: 27.88 200m: 2:07.58 (33.27)		100m: 1:01.28 (33.40) 150m: 1:34.31 (33.03)				
5	Leo Arrowsmith	17	Unite... +0.64	2	2:09.57 Entry: 2:12.58		
	50m: 28.43 200m: 2:09.57 (34.01)		100m: 1:01.82 (33.39) 150m: 1:35.56 (33.74)				
6	Larn Hamblyn-Ough	18	Coas... +0.76	4	2:11.08 Entry: 2:13.66		
	50m: 28.24 200m: 2:11.08 (34.84)		100m: 1:01.12 (32.88) 150m: 1:35.35 (34.23)				

200m: 2:11.08 (35.73)

7



Sam Kenny

18



Coas... +0.64

6

2:12.96

Entry: 2:15.33

50m: 28.12
200m: 2:12.96 (36.38)

100m: 1:02.20 (34.08)

150m: 1:36.58 (34.38)

8



Joel Verran

18



Whar... +0.80

5

2:12.25

Entry: 2:16.38

50m: 28.52
200m: 2:12.25 (35.48)

100m: 1:02.18 (33.66)

150m: 1:36.77 (34.59)

9



Loann Cayuela (V)

17



New ... +0.61

8

2:15.92

Entry: 2:17.53

50m: 29.11
200m: 2:15.92 (37.15)

100m: 1:03.08 (33.97)

150m: 1:38.77 (35.69)